




SAVE OUR FUTURE - FRANCE CUT EMISSIONS & CONSUMPTION NOW:

for 1.5°C -27%, 2°C -7% current **+2%**

for 1 Earth -4% current **0%**

THE RIGHT TO KNOW - all 197 nations Existential Stocktake






SAVE OUR FUTURE - GERMANY CUT EMISSIONS & CONSUMPTION NOW:

for 1.5°C -52%, 2°C -12% current **+2%**
for 1 Earth -4% current **0%**



THE RIGHT TO KNOW - all 197 nations Existential Stocktake



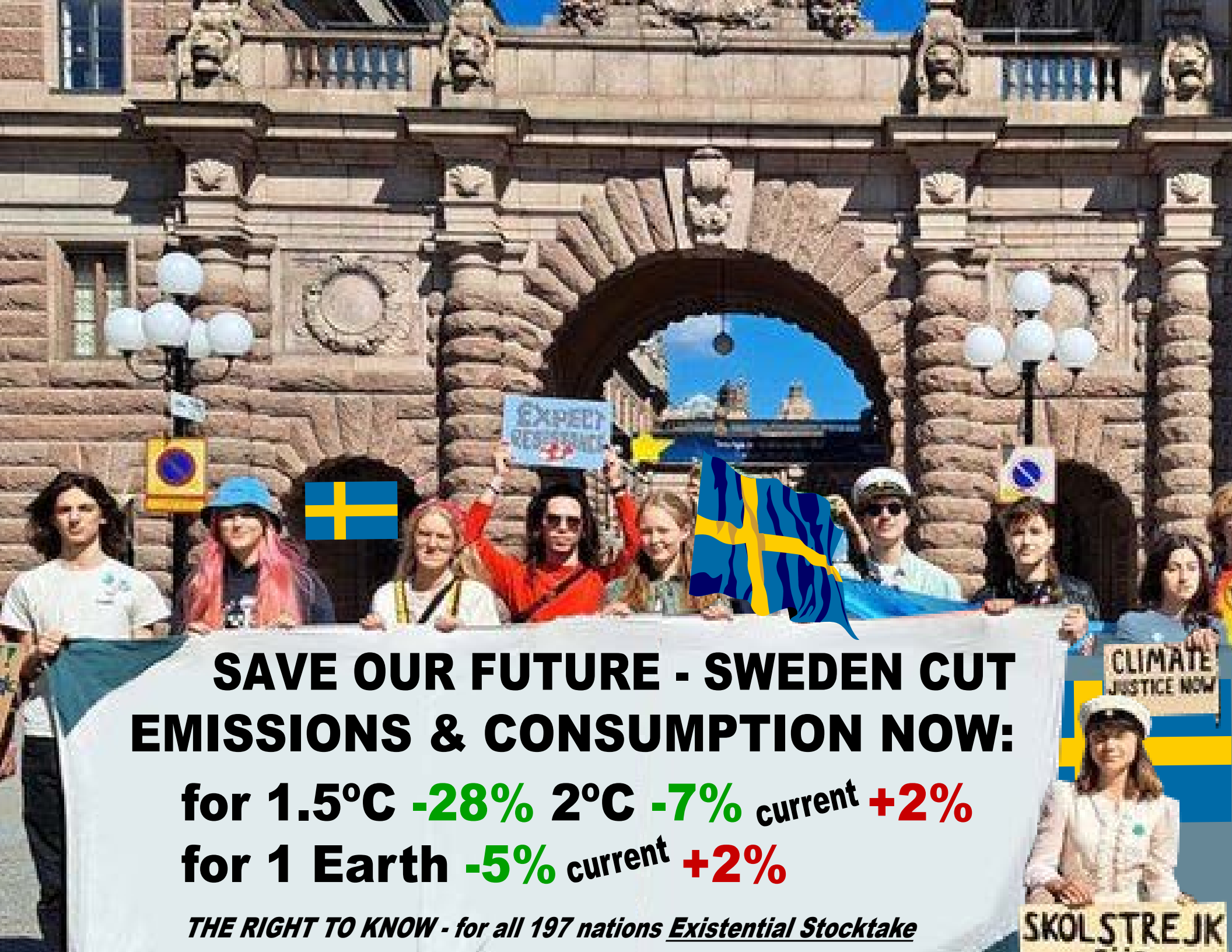
**SECURE THE FUTURE - UK CUT
EMISSIONS & CONSUMPTION NOW:**

for 1.5°C -34%, 2°C -8% current **+1%**

for 1 Earth -4% current **0%**



THE RIGHT TO KNOW - all 197 nations Existential Stocktake



SAVE OUR FUTURE - SWEDEN CUT EMISSIONS & CONSUMPTION NOW:

for 1.5°C -28% 2°C -7% current +2%

for 1 Earth -5% current +2%

THE RIGHT TO KNOW - for all 197 nations Existential Stocktake

SKOLSTREJK

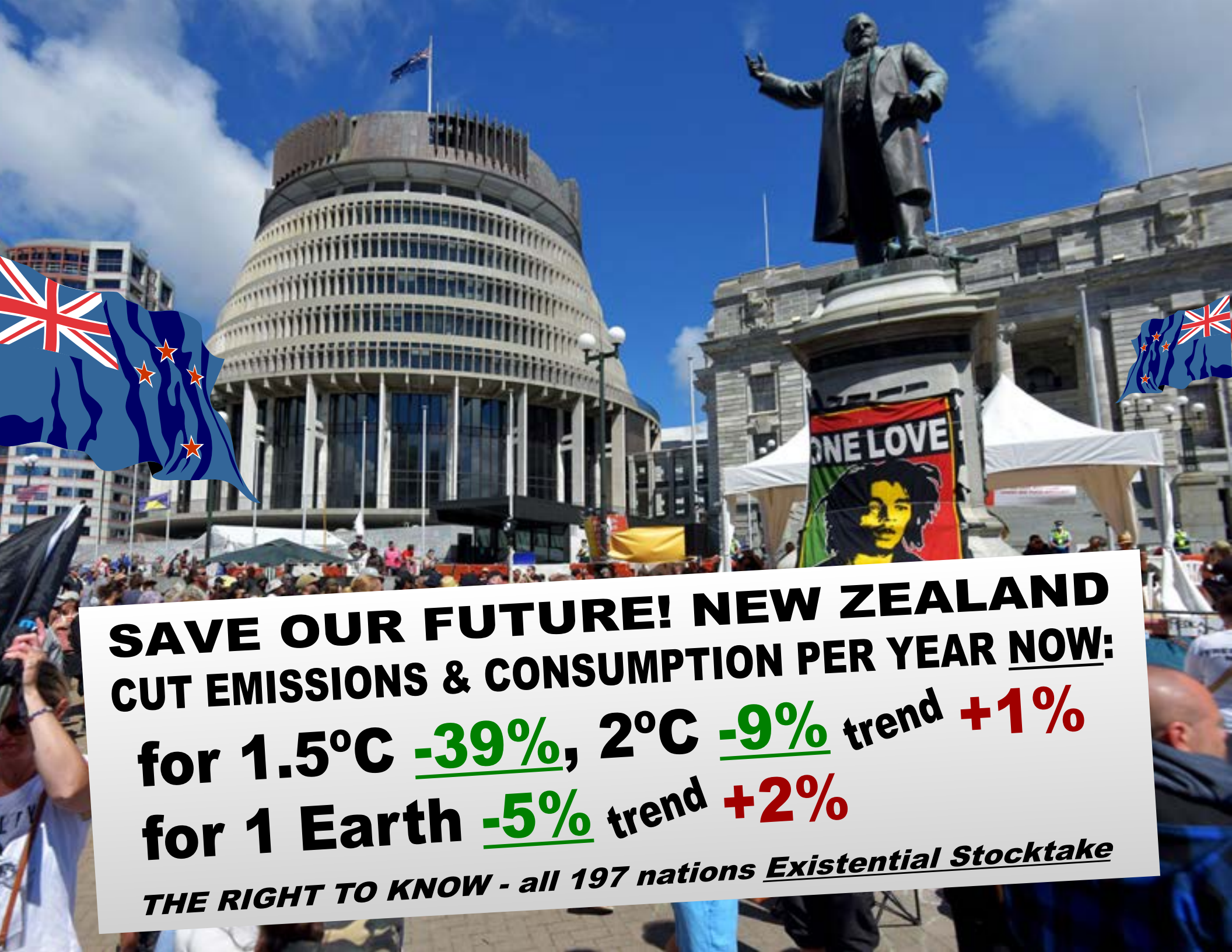


**SAVE OUR FUTURE! SWITZERLAND
CUT EMISSIONS & CONSUMPTION PER YEAR NOW:**

for 1.5°C -82%, 2°C -16% trend **+1%**

for 1 Earth -5% trend **+1%**

THE RIGHT TO KNOW - all 197 nations Existential Stocktake



**SAVE OUR FUTURE! NEW ZEALAND
CUT EMISSIONS & CONSUMPTION PER YEAR NOW:**

for 1.5°C -39%, 2°C -9% trend **+1%**

for 1 Earth -5% trend **+2%**

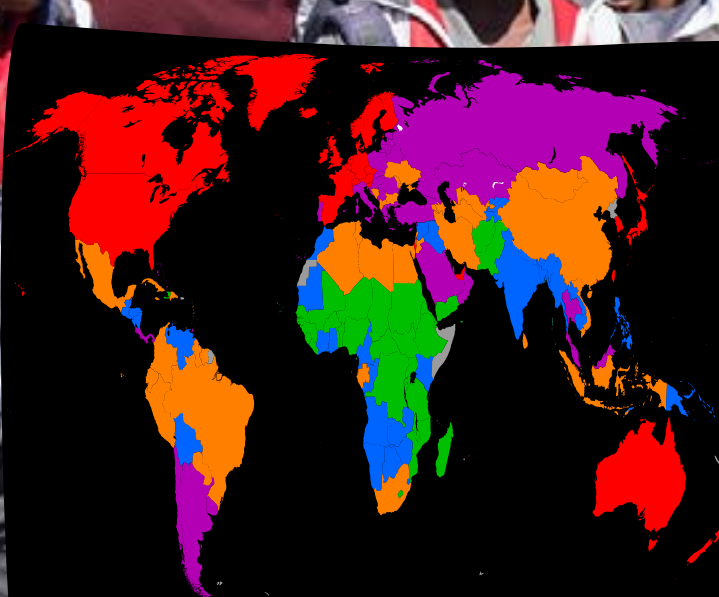
THE RIGHT TO KNOW - all 197 nations Existential Stocktake

SAVE OUR FUTURE - EU CUT EMISSIONS & CONSUMPTION NOW



for 1.5°C **-36%** 2°C **-9%** current **+2%**
for 1 Earth **-4%** current **0%**

for all 197 nations
Existential Stocktake



SAVE OUR FUTURE!
GLOBAL NORTH
CUT EMISSIONS &
CONSUMPTION NOW:


for 1.5°C **-75%** 2°C **-15%** current **+3%**
for 1 Earth **-5%** current **+1%**

Existential Stocktake for all 197 nations

SAVE OUR FUTURE - FRANCE CUT EMISSIONS & CONSUMPTION NOW:

for 1.5°C **-27%**, 2°C **-7%** current **+2%**
for 1 Earth **-4%** current **0%**

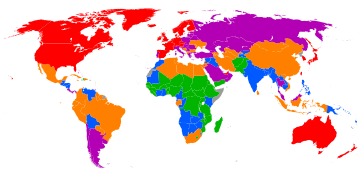
THE RIGHT TO KNOW - all 197 nations Existential Stocktake



NATIONAL LAWS



All climate and consumption actions must add up to adequate, responsible national limits.

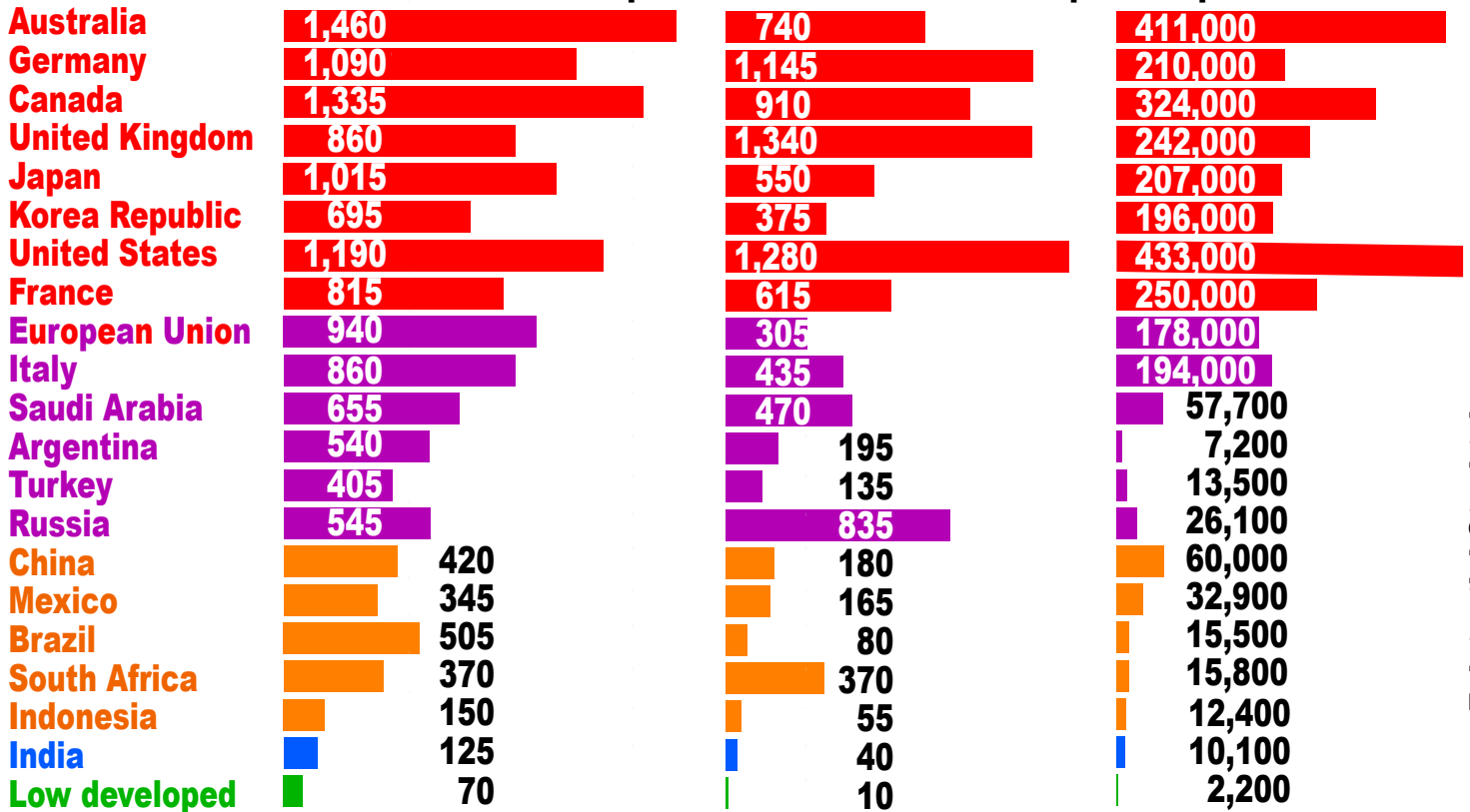


UN Development Index rank G20

RESOURCE CONSUMPTION
cumulative tonnes / cap

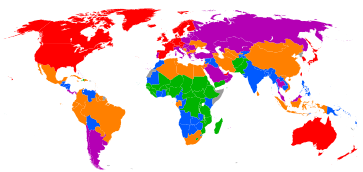
EMISSIONS CO2
cumulative tonnes / cap

WEALTH (living standard)
\$/ cap



Existential Stocktake

• UN Ultra High developed (red) set the standards, the basic commitment of lesser developed is that to achieve desired UH living standards (wealth) they will raise their resource consumption and emissions to the standards set by UH - ensuring social-economic collapse.



UN Development Index rank G20

EMISSIONS CO2
current tonnes / cap

Reduce
per year
now for
2°C 1.5°C

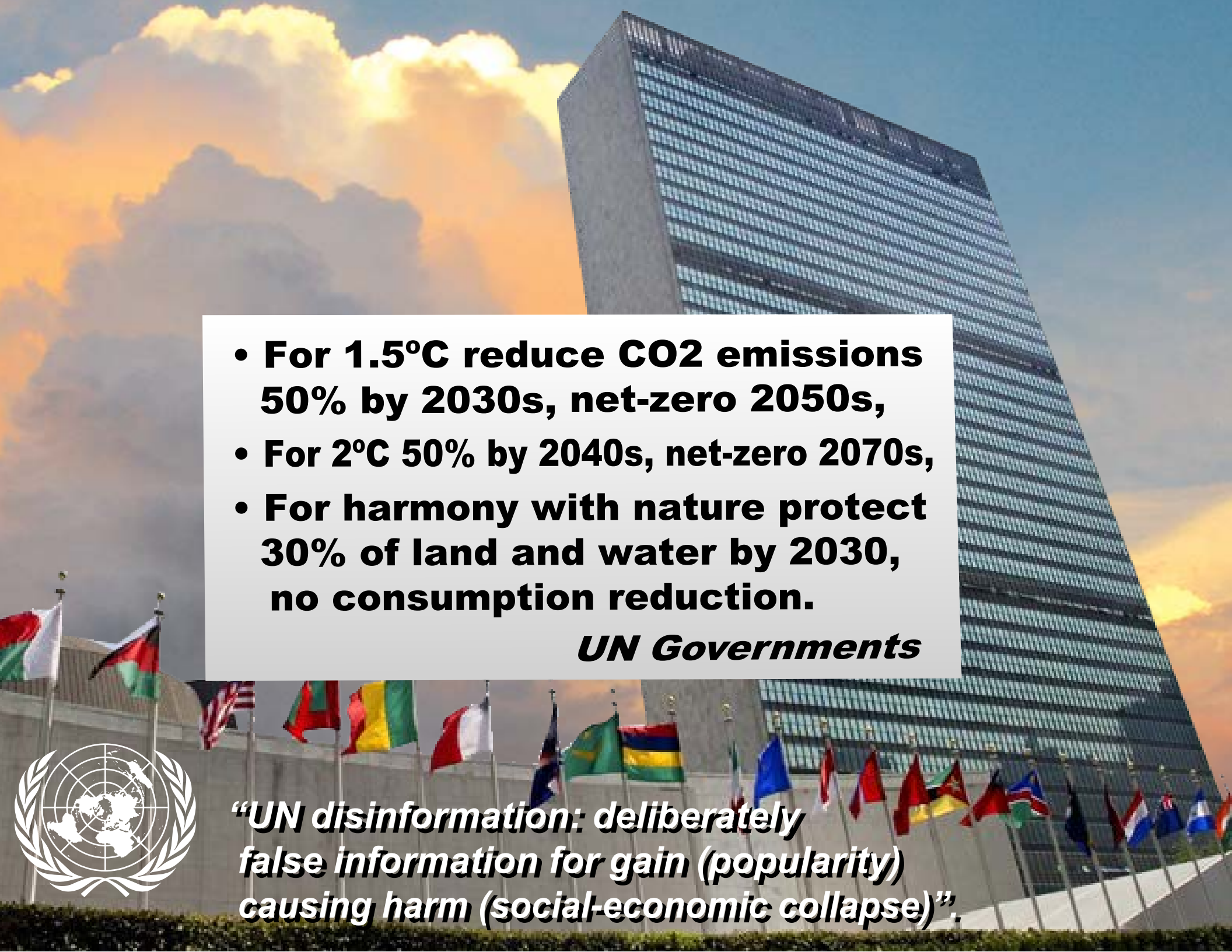
RESOURCE CONSUMPTION
current tonnes / cap & trends

Reduce
per year
now for
1 EARTH

Country/Region	Current CO2 Emissions (tonnes/cap)	Change (%)	2°C Reduction (%)	1.5°C Reduction (tonnes/cap)	Current Resource Consumption (tonnes/cap)	Change (%)	1 Earth Reduction (%)
Australia	14.8	↑1%	-18.1%	-15 t/cap	46.5	↑2%	-6.3%
Germany	10.5	↓-1%	-11.5%	-51.7%	19.5	↓-0.3%	-4.3%
Canada	14.5	↑0.3%	-16.8%	-91.0%	34.9	↑1%	-5.4%
United Kingdom	8.0	↓-0.9%	- 8.2%	-33.6%	18.1	↑0.1%	-3.5%
Japan	10.3	↓-0.2%	-11.7%	-53.5%	18.3	↓-0.6%	-4.5%
Korea Republic	14.1	↑3%	-16.9%	-91.1%	21.8	↑3%	-4.9%
United States	17.6	↑0.4%	-21.0%	-21 t/cap	29.2	↑1%	-5.1%
France	6.7	↓-0.6%	- 7.0%	-27.4%	17.3	↑0.4%	-3.6%
European Union	8.2	↓-0.7%	- 9.1%	-37.1%	18.9	↑0.1%	-4.1%
Italy	7.5	↓-0.9%	- 7.9%	-31.8%	12	↓-2%	-2.8%
Saudi Arabia	18.4	↑4%	-26.2%	-31 t/cap	28.7	↑4%	-4.4%
Argentina	3.9	↑1%	- 4.0%	-14.8%	15.8	↑2%	-2.8%
Turkey	4.9	↑2%	- 5.7%	-21.4%	17.5	↑4%	-3.2%
Russia	9.8	↓-1%	-11.8%	-53.6%	9.5	↓-2%	-1.8%
China	7.2	↑5%	- 8.8%	-36.4%	22.1	↑6%	-4.8%
Mexico	4.3	↑2%	- 3.9%	-14.4%	11.1	↑2%	-1.5%
Brazil	2.3	↑2%	- 1.9%	- 7.6%	18.8	↑3%	-3.6%
South Africa	5.9	↑1%	- 6.1%	-23.4%	7.6	↑0.3%	+0.2%
Indonesia	2.6	↑6%	- 2.6%	- 9.8%	6.8	↑4%	+0.4%
India	1.8	↑5%	- 1.6%	- 6.7%	5.2	↑3%	+1.5%
Low developed	0.6	↑4%	+ 1.5%	- 1.0%	3.1	↑4%	+5.3%

Existential Stocktake

• **By current responsibility - not cumulative/historic - above are reductions now per year at 83% likelihood to be within IPCC-IRP limits for 2°C / 1.5°C and 1 Earth consumption.** ↑ ↓ +% -% show trends; **-XX t/cap** means emit nothing, and remove from the atmosphere this year now XX CO2 tonnes per capita of national population.

- 
- The background of the slide is a photograph of the United Nations Secretariat Building in New York City. The building is a tall, modern skyscraper with a grid-like facade of windows. The sky is a mix of blue and orange, suggesting a sunset or sunrise. In the foreground, there are several flags of different countries flying on poles. A white text box is overlaid on the middle of the image, containing three bullet points.
- **For 1.5°C reduce CO2 emissions 50% by 2030s, net-zero 2050s,**
 - **For 2°C 50% by 2040s, net-zero 2070s,**
 - **For harmony with nature protect 30% of land and water by 2030, no consumption reduction.**

UN Governments

The United Nations logo is located in the bottom left corner of the slide. It consists of a white globe with latitude and longitude lines, surrounded by a laurel wreath.

“UN disinformation: deliberately false information for gain (popularity) causing harm (social-economic collapse)”.

- For 1.5°C: reduce CO2 emissions 50% by 2030s, net-zero by 2050s,
- For 2°C: reduce 50% by 2040s, net-zero by 2070s,
- For harmony with nature: protect 30% of land and water by 2030, NO consumption reduction.

UN Governments



Existential disinformation: deliberately false information for gain (popularity) causing harm (social-economic collapse).



**SAVE OUR FUTURE! NEW ZEALAND
CUT EMISSIONS & CONSUMPTION PER YEAR NOW:**
for 1.5°C **-39%**, 2°C **-9%** trend **+1%**
for 1 Earth **-5%** trend **+2%**
THE RIGHT TO KNOW - all 197 nations Existential Stocktake



- For 1.5°C: reduce CO2 emissions 50% by 2030s, net-zero by 2050s,
- For 2°C: 50% by 2040s, net-zero 2070s,
- For harmony with nature: protect 30% of land and water by 2030, NO consumption reduction.

UN Governments

Existential disinformation: deliberately false information for gain (popularity) causing harm (social-economic collapse).



SAVE OUR FUTURE! FRANCE CUT EMISSIONS & CONSUMPTION NOW:

for 1.5°C **-27%**, 2°C **-7%** current **+2%**
for 1 Earth **-4%** current **0%**

THE RIGHT TO KNOW - all 197 nations Existential Stocktake



All climate and consumption actions must add up to adequate, responsible national limits.



SAVE OUR FUTURE! NEW ZEALAND CUT EMISSIONS & CONSUMPTION PER YEAR NOW:
for 1.5°C **-39%**, 2°C **-9%** trend **+1%**
for 1 Earth **-5%** trend **+2%**

THE RIGHT TO KNOW - all 197 nations Existential Stocktake



SECURE THE FUTURE - UK CUT EMISSIONS & CONSUMPTION NOW:

for 1.5°C **-34%**, 2°C **-8%** current **+1%**
for 1 Earth **-4%** current **0%**

THE RIGHT TO KNOW - all 197 nations Existential Stocktake





- For 1.5°C: reduce CO2 emissions 50% by 2030s, net-zero by 2050s,
- For 2°C: 50% by 2040s, net-zero 2070s,
- For harmony with nature: protect 30% of land and water by 2030, NO consumption reduction.

UN Governments



Existential disinformation: deliberately false information for gain (popularity) causing harm (social-economic collapse).



SAVE OUR FUTURE! FRANCE CUT EMISSIONS & CONSUMPTION NOW:
 for 1.5°C **-27%**, 2°C **-7%** current **+2%**
 for 1 Earth **-4%** current **0%**

THE RIGHT TO KNOW - all 197 nations Existential Stocktake



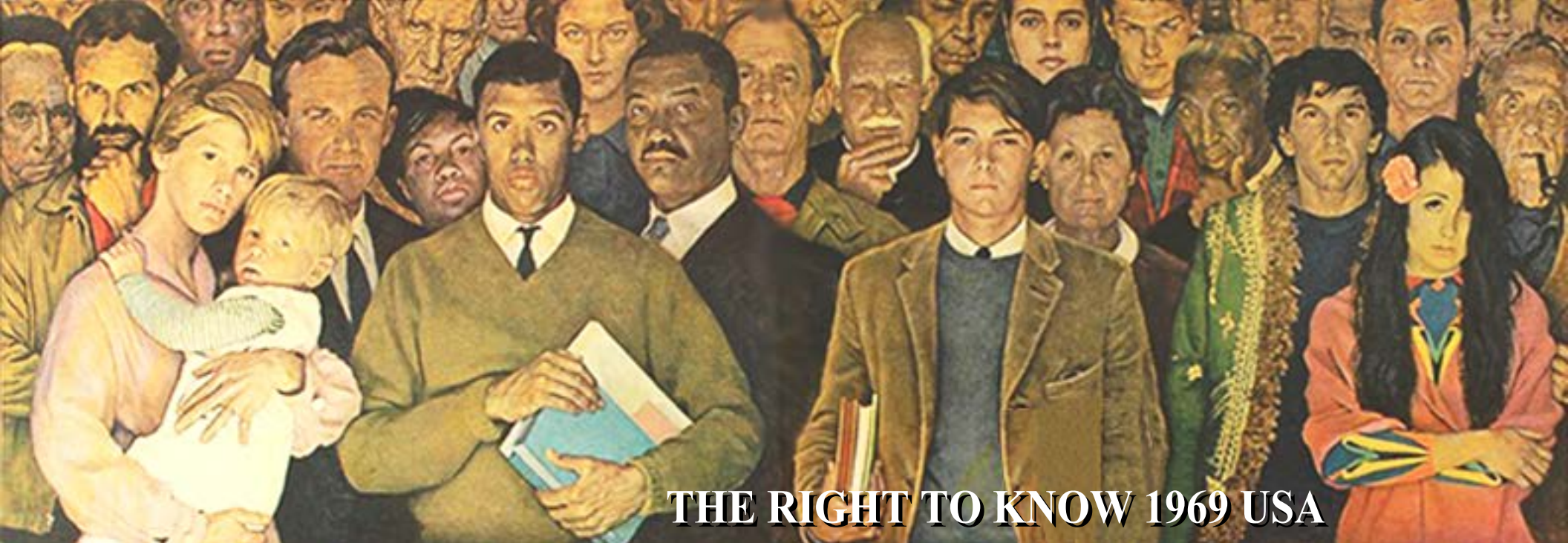
SAVE OUR FUTURE! NEW ZEALAND CUT EMISSIONS & CONSUMPTION PER YEAR NOW:
 for 1.5°C **-39%**, 2°C **-9%** trend **+1%**
 for 1 Earth **-5%** trend **+2%**

THE RIGHT TO KNOW - all 197 nations Existential Stocktake



SAVE OUR FUTURE! SWITZERLAND CUT EMISSIONS & CONSUMPTION PER YEAR NOW:
 for 1.5°C **-82%**, 2°C **-16%** trend **+1%**
 for 1 Earth **-5%** trend **+1%**

THE RIGHT TO KNOW - all 197 nations Existential Stocktake



THE RIGHT TO KNOW 1969 USA

SAVE OUR FUTURE - EU CUT EMISSIONS & CONSUMPTION NOW

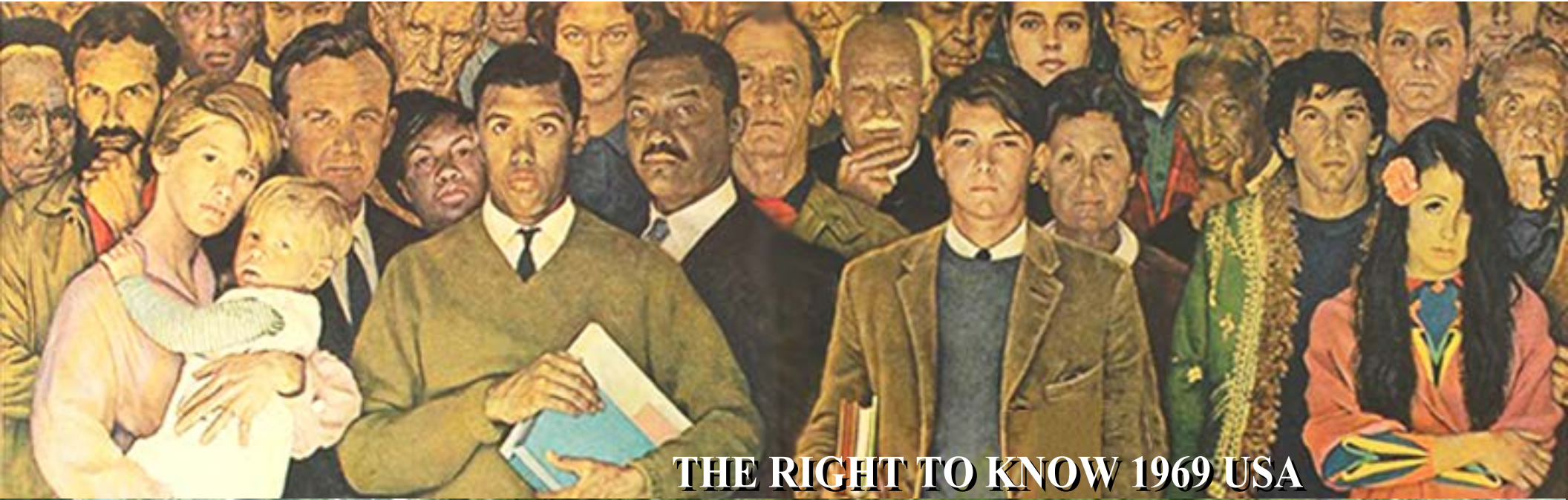


For 1.5°C **-36%** 2°C **-9%** current **+2%** For 1 Earth **-4%** current **0%**

THE RIGHT TO KNOW EU 2023

All nations Existential Stocktake





THE RIGHT TO KNOW 1969 USA



THE RIGHT TO KNOW 2023 EU

SAVE OUR FUTURE - EU CUT EMISSIONS & CONSUMPTION NOW:

for 1.5°C -36% 2°C -9% current +2%

for 1 Earth -4% current 0%

**Existential Stocktake
for all 197 nations**



United Nations
Educational, Scientific and
Cultural Organization

FREEDOM OF
INFORMATION:

THE RIGHT
TO KNOW

GREAT IS TRUTH

THE RIGHT TO KNOW “accurate”, unbiased scientific data so Citizens can “make informed decisions”, “hold Government to account” and demand action now to realize EXISTENTIAL objectives of UN Climate & Biodiversity Treaties agreed by 197 nation Parties, “limit global warming to well below 2°C preferably 1.5°C” and “humans live in harmony with nature by 2050”.



Existential Stocktake



United Nations
Educational, Scientific and
Cultural Organization

FREEDOM OF
INFORMATION:

THE RIGHT
TO KNOW

HOPE



TRUTH

“PEOPLE WANT HOPE NOT TRUTH” - but hope is truth, the expectation that something will really, actually happen.



By 2055 2.5°C is likely emitted with 3 Earths consumption -



Tell people the TRUTH, or there is no hope for our future!



THE RIGHT TO KNOW